


COMBINED DOOR ACTIVATION AND SAFETY SENSOR

Motion and Presence Detection with "Door Learn" Capability



SSP-R1



FEATURES

- The inner row of infrared beams can be adjusted into the doorway. This row of beams 'learns the door' in the first cycle of the door. And memorizes it in the sensor microprocessor.
- The outer 2 detection rows can be angled from 0° to 10° away from the door, while separately the inner 3 detection rows can be angles from 0° to -8° back into the doorway.
- Incorporated into the built-in microprocessor is a presence timer that can be set to 2, 15, 60 seconds and infinity (∞).
- The sensors microprocessor automatically takes counter measures against adverse conditions such as falling snow, flying insects and strong sunray.
- The sensing depth from the door can be adjusted by electronically removing rows 5, 4, 3 or 2 as required.
- 4-frequency setting to avoid cross interference between sensors in close proximity.
- Operation 12-32V AC/DC, Form C common relay



SSP-R1 has the ability to look back into the door close area; unique software allows the sensor to distinguish a person or an object from door movement.



The ideal sensor for use on automatic doors where timely door activation combined with a high level of user safety is required, i.e. Nursing home, hospitals, high street shops etc.



**MEETING YOUR
SENSING
REQUIREMENTS**

www.hotron.com



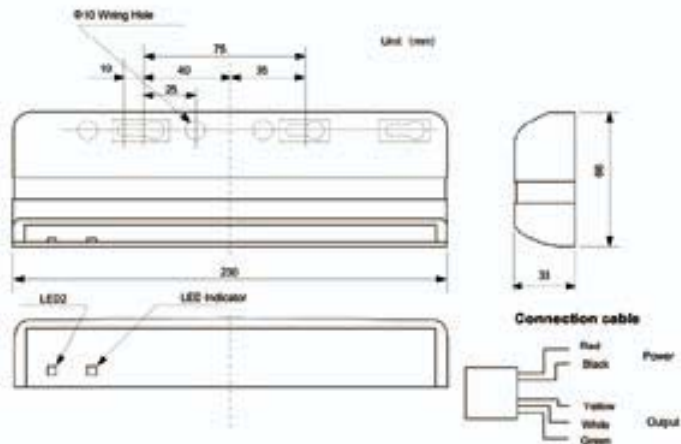


SSP-R1





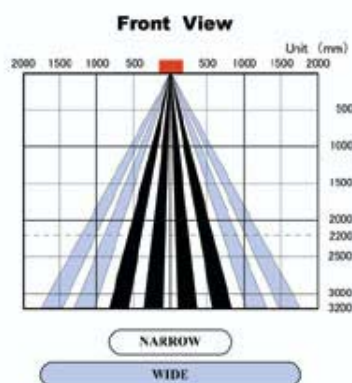
Motion and Presence Detection with "Door Learn" Capability

Dimensions



Model	SSP-R1 (Motion & Presence)
Detection Method	Active Infrared Detection
Installation Height	Max 3200mm
Pattern Adjustments	Wide or Narrow Pattern Width (Mask Dial) min to max in 5 positions Angle Adjustment: Inner 3 rows 0 to -8° in 5 steps Outer 2 rows 0 to 10° in 5 steps
Presence Timer	2, 15, 60sec. & ∞ (Inner 3 rows & Outer 2 rows)
Power Supply	12 to 32V AC or DC ±10%
Power Consumption	AC12V-1.5 VA , AC24V-2.0VA DC12V-80mA , DC24V-50mA
Output Contact	Relay contact : DC50V 0.1A (Resistance Load) Yellow Cable : Close when detecting Green Cable : Open when detecting White Cable : Common
Output Holding Time	Approx. 0.5 sec.
Indication	Power on : Green=ON Detecting : Red=ON Hunting Door : Orange=ON Self Diagnostic Function : Red/Green=Flashing LED 2 (Green only) for indicating the state of Initializing the door rail area detection Blinks = Under Initializing, OFF = Finished Initializing.
Temperature Range	-20°C to +60°C
Weight	Approx. 250g
Color	Black & Silver
Accessories	Connection Cable, Mounting Template, Mounting Screws, Installation Instructions

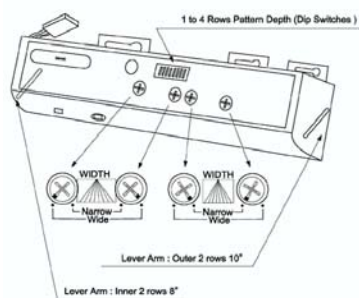
Detection Area



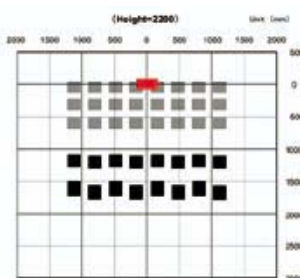
NOTE: Specifications may change without prior notice

Outer 4 rows can be deleted one by one using dip switches.
Outer 2 rows and inner 3 rows can be angled separately using mechanical lever.


Width Adjustment



Plan View (Max.)



Plan View (Min.)



HOTRON IRELAND LTD.

37 Dublin Street (2nd Floor), Carlow, Ireland.
Tel: +353-(0)503-40345 · Fax: +353-(0)503-40543
URL: <http://www.hotron.com>

HOTRON CO. LTD.

1-11-26 Hyakunin-Cho Shinjuku-ku, Tokyo 169-0073, Japan.
Tel: +81-3-5330-9221 · Fax: +81-3-5330-9222
URL: <http://www.hotron.co.jp>

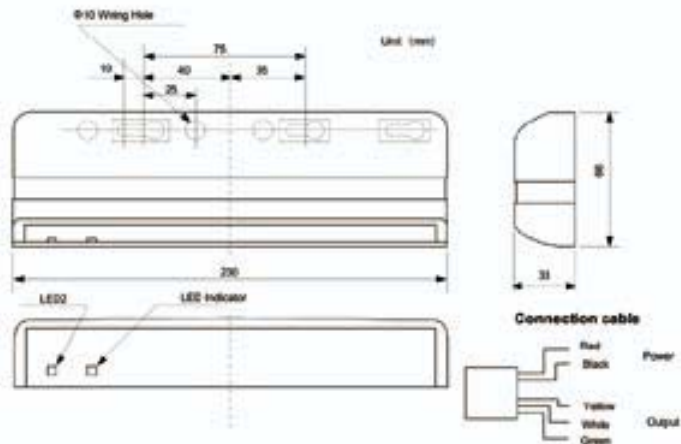


SSP-R1




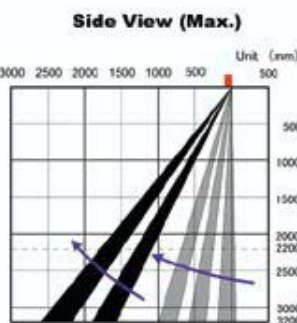
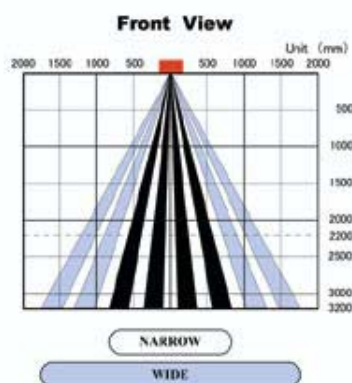
Motion and Presence Detection with "Door Learn" Capability

Dimensions



Model	SSP-R1 (Motion & Presence)
Detection Method	Active Infrared Detection
Installation Height	Max 3200mm
Pattern Adjustments	Wide or Narrow Pattern Width (Mask Dial) min to max in 5 positions Angle Adjustment: Inner 3 rows 0 to -8° in 5 steps Outer 2 rows 0 to 10° in 5 steps
Presence Timer	2, 15, 60sec. & ∞ (Inner 3 rows & Outer 2 rows)
Power Supply	12 to 32V AC or DC ±10%
Power Consumption	AC12V-1.5 VA , AC24V-2.0VA DC12V-80mA , DC24V-50mA
Output Contact	Relay contact : DC50V 0.1A (Resistance Load) Yellow Cable : Close when detecting Green Cable : Open when detecting White Cable : Common
Output Holding Time	Approx. 0.5 sec.
Indication	Power on : Green=ON Detecting : Red=ON Hunting Door : Orange=ON Self Diagnostic Function : Red/Green=Flashing LED 2 (Green only) for indicating the state of Initializing the door rail area detection Blinks = Under Initializing, OFF = Finished Initializing.
Temperature Range	-20°C to +60°C
Weight	Approx. 250g
Color	Black & Silver
Accessories	Connection Cable, Mounting Template, Mounting Screws, Installation Instructions

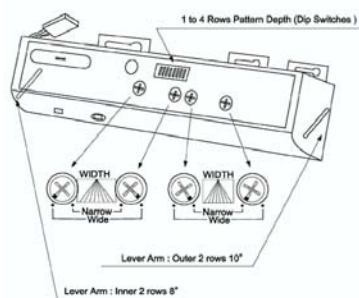
Detection Area



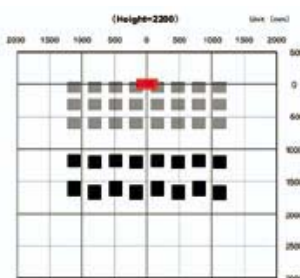
NOTE: Specifications may change without prior notice

Outer 4 rows can be deleted one by one using dip switches.
Outer 2 rows and inner 3 rows can be angled separately using mechanical lever.


Width Adjustment



Plan View (Max.)



Plan View (Min.)



HOTRON IRELAND LTD.

37 Dublin Street (2nd Floor), Carlow, Ireland.
Tel: +353-(0)503-40345 · Fax: +353-(0)503-40543
URL: <http://www.hotron.com>

HOTRON CO. LTD.

1-11-26 Hyakunin-Cho Shinjuku-ku, Tokyo 169-0073, Japan.
Tel: +81-3-5330-9221 · Fax: +81-3-5330-9222
URL: <http://www.hotron.co.jp>